

Sarvajna College of Education


Innovative Methods of Teaching-
TEAM TEACHING

by Srinivasamurthy H D
Asst. Professor, SSCE

Team Teaching




One Lead and One Support



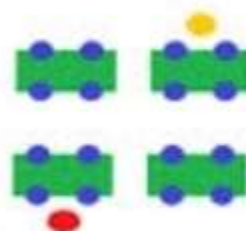
Alternative Teaching



Parallel Teaching



Station Teaching



Teaming Teaching




MEANING OF TEAM TEACHING

- A method of co-ordinated classroom teaching involving a team of teachers working together with a single group of students.
- A teaching method in which two or more teachers teach the same subjects or theme. The teachers may alternate teaching the entire group or divide the group.

Team Teaching

Teaming
Classroom Setup Model



- Higher expectations are placed on students and teachers of the 21st century than ever before. Different studies have been conducted that address different teaching methods for helping students meet these expectations. Team teaching is just one of the methods that has been explored.
- USA said to be the birth place of team teaching. In 1955, it was initiated at the Harvard University. The second milestone was at Lexington.

Definitions

- **Singer, Ira J (1964)** – “Team teaching is an arrangement whereby two or more teachers cooperatively plan , teach and evaluate one or more class groups in appropriate and agreed upon teaching plan in given length of time so as to take advantage of specific competencies of the team members”.

The Guiding Principles

- Pooling the resources
- Joint responsibilities and cooperation
- Attending the needs of the students
- Flexibility in terms of grouping and scheduling
- Appropriate selection of the team members
- Willingness and appropriate distribution of the responsibilities
- Appropriate teaching – learning environment
- Appropriate supervision and evaluate

Characteristics

- It is a flexible instructional organization. It provides for variety in instructional procedures, assignments , scheduling , grouping, etc.
- It binds the teachers, students and other academic personnel in a working relationship with a view to enhancing effectiveness of teaching .
- A group of teachers shares the responsibility of planning, organizing, leading , controlling and evaluating teaching of the same group of students.
- Even though team teaching is group-oriented , it protects the professional autonomy of the individual teachers in classroom.

Significance of Team Teaching

- **Best utilization of the available talents**
- **Best utilization of the available material resources**
- **Provide oppurtunities for professional growth**
- **Provides better learning oppurtunities**
- **Provides oppurtunities for interaction with the experts**
- **Helps in maintaining proper human relationships and cooperative attitudes.**
- **Provides proper flexibility**
- **Helps maintaining discipline**
- **Prove an effective training techniques**

Advantages of Team Teaching

- Each teachers has an active role
- Students view both teachers as equal
- Both teachers are actively involved in classroom organization and management
- This approach encourages risk-taking. Teachers may try things in pairs that they wouldn't try alone
- Two heads better than one

Disadvantages of Team Teaching

- Preplanning takes a considerable amount of time.
- Teachers' role need to be clearly defined for shared.

MODELS OF TEAM TEACHING

01. Traditional Team Teaching

02. Supportive Instruction

03. The Monitoring Teacher

01. Traditional Team Teaching

It is a model in which two teachers within a classroom take equal responsibility for teaching the students and are effectively involved at all times. One may be teaching while the other may be writing on the board.



02. Supportive Instruction

It is a second model of team teaching in which one teacher teaches the material and the other provides required activities



03. THE MONITERING TEACHER

It is another form of team teaching in this model, one teacher assumes the role of instruction while the other walks around the class and monitors students behaviour and progress. Different types or models of team teaching may be used with in one class period.

Styles of Team teaching

- **Team teaching in the same class period:** In this style, the team members discuss the various aspects of the same topic in the same class period.
- **Specialization based team teaching :** In this style, the team members with different subject Specializations are responsible for all activities of instruction starting from course formulation to evaluation.
- **Ability based team teaching:** here also, a team is responsible for all the instructional activities.
- **Relay style of team teaching:** In this approach, a teacher is followed by another teacher after he/she completes teaching of a unit.

Points to Consider when Implementing Team Teaching

The following points should be considered while implementing team teaching:

- 01. Teachers involved in team teaching must be open-minded.**
- 02. Optimistic.**
- 03. Both co-teachers are **equally responsible** for planning , instruction of content ,assessment and grade assignment.**
- 04. Requires greatest amount of planning time, trust, communication and co-ordination of effort.**
- 05. Beware of too much teacher talk , repetition, and lack of student-student interaction.**

HOW TO PREPARE LESSON PLAN BASED ON TEAM TEACHING

Name of the school:

Standard:

Medium of Instruction:

Section:

Name of the Student teacher:

Date:

Subject: Political science
Topic : Public Administration
Subtopic: Leadership

Teaching Points

Meaning of Leadership
Qualities of Leadership
Functions of Leadership

Instructional Materials:

Flow Chart: qualities of good Leaders
Pictures of good leaders

References:

Instructional Objectives

Remembering:

Understanding:

Critical Thinking/Applying:

Skill:

TEACHING MODULE FOR TRADITIONAL TEAM TEACHING

Phase 1 : Introduction or Preparation

Though questioning or Using Audio-Visual materials teachers can introduce the topic (Here the teachers have to share the responsibilities equally.)

For Ex: Teacher –A1 , Ask the questions to test the previous knowledge of the pupils. Teacher –A2 , writes the answers given by the pupils on the Board

Two teachers within a classroom take equal responsibility for teaching the students and are actively involved at all the times. One may be teaching or asking the questions while the other may be writing the points on the board.

A1- We can identify many good Leaders in all walks of life.
Can you name of good Leaders?

A2- Writes on the board , Swami Vivekananda, Abdul Kalam,
Radhakrishnan etc....

Phase 2 : EXPLANATION OF THE TEACHING POINTS

Meaning of Leadership: Teacher A1-explains

The term leadership is used in two different senses.

In one sense it means “to excel, to be in advance, to be prominent”. In other sense it means, “to guide others, to be head of an organization to hold command.

A useful distinction can thus, be drawn between personal leadership and management leadership. A person is born with the talent for personal leadership, he must learn management leadership”.

Teacher A2- writing notes on the board.

Phase 3- Interpretation or Implementation of the Concept

Teacher A1- Gives examples for the leadership, Subas Chandra Bose, Gandhi (Political leader)

Teacher A2 – writes on the board

Ramakrishna Paramahansa, Vivekananda, Buddha, Basavanna (Religious leaders),

Social reformers, Educational thinkers, Great- Scientists etc.

Teacher A2- **shows** the photos or pictures of leaders. And **supervise** the class. Like this both the teachers should involve actively and share the responsibility equally in team teaching.

PHASE 4 – FOLLOW UP ACTIVITIES

Asking questions orally and Eliciting the answers from the students and summarizing the points in proper sentences.

Assigning home work for further learning.

Define the meaning of Leadership and give examples.(Both the teachers should involve in different activities)

THANK YOU